

Fewer breakdowns, that's what it's about!

Within 30 years, NTF® has built a name for itself by developing and manufacturing housings and cartridges for the well-known Radial Micro Filtration system. Our broad and varied experience in the field of microfilters has gained us a prominent position in the industry. The NTF® Off Line Filter System, (OLFS), can be used with any hydraulic, lubrication or transmission system in virtually any market or industry. The NTF® OLFS system is equipped with its own motor-pump combination, which means that the system pressures and specifications remain in conformance with the values specified by the manufacturers. The motor-pump combination pumps oil from the reservoir (or engine sump) the dirty oil is then pumped through the filter and clean oil is returned to the reservoir.



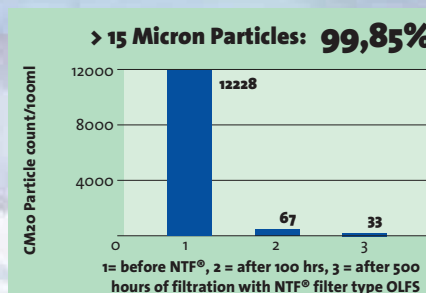
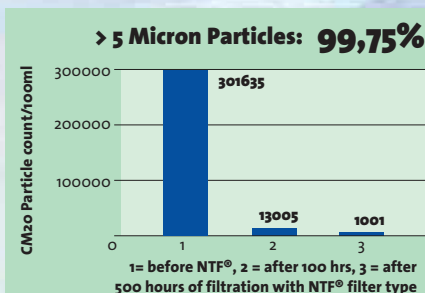
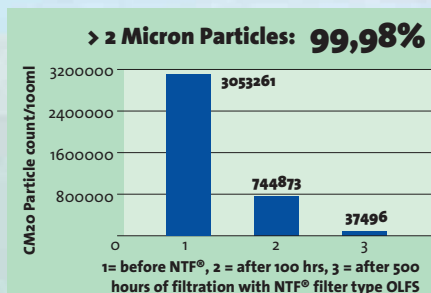
No Leakage or Bad Pipe Connections

The NTF® Off Line Filter System is based on a modular and specially designed manifold that integrates all of the oil channels. So leakages from vibrations or poorly connected pipes are a thing of the past. Because the whole system is mounted on a baseplate, it can be quickly and easily installed in your system.

At Least 10 Times More Efficient

The great advantage of NTF® Radial Micro Filters is that filtering takes place at a constant flow and at a constant pressure, making the efficiency of the NTF® off line filter 10 times better than the efficiency of a standard inline filter. This results in very clean oil and fewer breakdowns. You will enjoy savings in the total cost of ownership of the system.

en 500 hours:



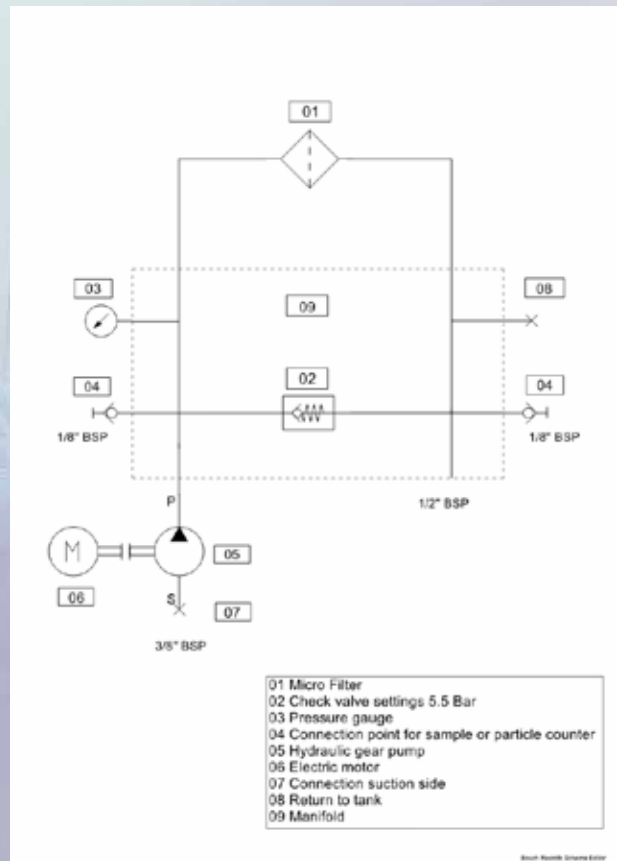
Concrete Advantages of Cleaner Oil:

- Fewer breakdowns
- Less wear and tear
- Longer oil life
- Frequency of servicing can be reduced
- Structural cost savings
- Longer service life of equipment
- Improved performance
- Environmentally friendly



Technical Specifications

Filter type	OLFS-29/1	OLFS-58/1
Pump:		
Type	gear pump	gear pump
Displacement	- depending on application -	- depending on application -
Connection suction side	3/8 BSP i.d.	3/8 BSP i.d.
Diameter suction hose	10 mm	10 mm
Seals	Buna NBR	Buna NBR
Max. Temperature	80 °C	80 °C
Electric motor:		
Power supply	- several tensions possible -	
Filter/manifold:		
Filter efficiency	Beta (β) 4 > 10649	Beta (β) 4 > 10649
Dimensions filter element	Ø 78 x 300 mm	Ø 78 x 600 mm
Nominal flow	- depending on application -	
Material filter housing	Anodized aluminium	Anodized aluminium
Max. pressure housing	25 Bar	25 Bar
Max. temperature	80 °C	80 °C
Indicator	press. gauge	press. gauge
Connection return	1/2 BSP i.d.	1/2 BSP i.d.
I.D. Return hose	19 mm	19 mm
Seals	Buna NBR	Buna NBR
Bypass setting	5,5 Bar	5,5 Bar
Connections monitor	1/8 BSP > M16X2	1/8 BSP > M16X2
Weight	21 kg	23,7 kg
Dimensions (h x w x d)	500x340x190 mm	800x340x190 mm
Sump volume (directive)	1350 litre	2700 litre
Max. viscosity	- depending on application -	



- 01 Micro Filter
- 02 Check valve settings 5.5 Bar
- 03 Pressure gauge
- 04 Connection point for sample or particle counter
- 05 Hydraulic gear pump
- 06 Electric motor
- 07 Return suction side
- 08 Return to tank
- 09 Manifold

OLFS Hydraulic Scheme

NTF® Radial Micro Filters have proven their value in:

- Steel industry
- Paper industry
- Plastics industry
- Petro chemical industry
- Maritime industry
- Windmills
- Injection moulding machines
- Motor oil in ship and stationary engines
- Hydraulic aggregates

NTF® filter housings and filter cartridges can also be used in systems where manufacturers' specifications cannot be changed because of warranty conditions.

Superior filtration to improve your performance



www.ntf-filter.com

NTF FILTER B.V.

Kiotoweg 47
3047 BG Rotterdam
The Netherlands
Phone: +31(0)10-3138300
Email: info@ntf-filter.com

NTF Micro Filtration, Inc.

28221 Beck Road, Bldg A-1
Wixom, Michigan 48393
USA
Phone: +1(248)449-8700
Fax: +1(248)449-8706
Email: info@ntf-filter.com

Dealer

